

Alpha – Tri Colour Batten Range

Tri-Colour

Five Year
Warranty

Durable

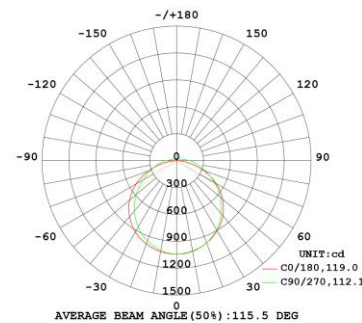
IP 20



Product Applications

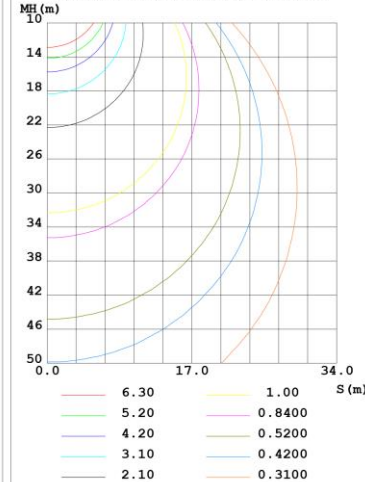
- Workspaces & offices
- Lobbies/Reception areas
- Schools, Colleges & Universities
- Administrative Centres
- Laboratories

LUMINOUS INTENSITY DISTRIBUTION DIAGRAM



Light Distribution

CO PLANE ISOLUX DIAGRAM (UNIT:lx)

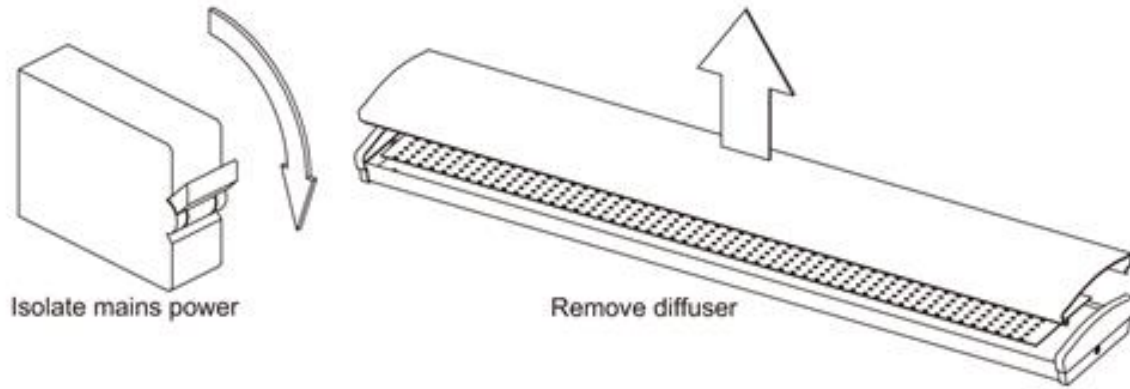


Note: Only use the LED driver supplied with your product (isolated constant current power supply). This is currently not a dimmable product.

* Product can be surface mounted or ask about our suspension kit options.

Installation Instructions

Important: First turn off the power to isolate the Alpha light fitting.



IMPORTANT INSTALLATION INFORMATION This product must be installed in accordance with the latest edition of Building Regulations and carried out by a qualified electrician in accordance with the latest IEE Wiring Regulations. Before commencing any installation or maintenance work, ensure that the mains supply is switched off and the appropriate MCB or fuse is isolated.

Caution - Risk of electric shock.



This is a class 2 product and must be connected to earth

