





# Grange Tablet Floodlight Instructions



**IMPORTANT INSTALLATION INFORMATION** This product must be installed in accordance with the latest edition of Building Regulations and carried out by a qualified electrician in accordance with the latest IEE Wiring Regulations. Before commencing any installation or maintenance work, ensure that the mains supply is switched off and the appropriate MCB or fuse is isolated.

Caution, risk of electric shock.

**MAINS WIRING** Cable colours are shown opposite.



The Grange is a Class I product and must be earthed. Available with or without integral Microwave Detector with black body. Microwave detection distance: 8m max, Mounting height: 2-4m. Time delay 5 sec. to 24 hrs. Microwave Sensor remote control of detection range, On period selectable, Day or Night PIR operating mode and Dusk to Dawn mode.

CE Approved. 220-240VAC Supply. IP65 rated.

Available in 20 Watt, LED—6000K.

## Remote Control Instructions

The Floodlight will flash once to indicate the command has been accepted.

Floodlight ON time, 5 Sec. to 24 hrs.



Microwave detection in operation during Day & Night



Microwave detection in operation during Night time only



Photocell operation, automatically switching on at Dusk and off at Dawn. Once activated the light level is measured every 30 min. Microwave function inactive



Not used



24/7 Operation, permanently on




Flashes On & Off



Sends SOS in Morse Code



Turns the floodlight OFF



### Detection Range

- 100% Maximum setting 7-8 meters
- 75% detection distance 5-6 Meters
- 50% detection distance 3-4 meters
- 25% detection distance 1-2 meters

